

WORKSHEET: ENGLISH

Name: _____ Class: _____ Date: _____

Cursive Handwriting

Q. Follow the given writing pattern and write neatly.

Aa Bb Cc Dd Ee Ff

Gg Hh Ii Jj Kk Ll

Mm Nn Oo Pp Qq Rr

Ss Tt Uu Vv Ww Xx







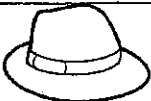



Yy Zz

Pakistan International School
K.G wing
Revision worksheet

Name: _____






Class: KGII- _____

Sound family words









| at | an |
|--|---|
|  |  |
|  |  |
|  |  |
|  |  |
|  |  |

Fill the gap with vowels.

(a-e-i-o-u)

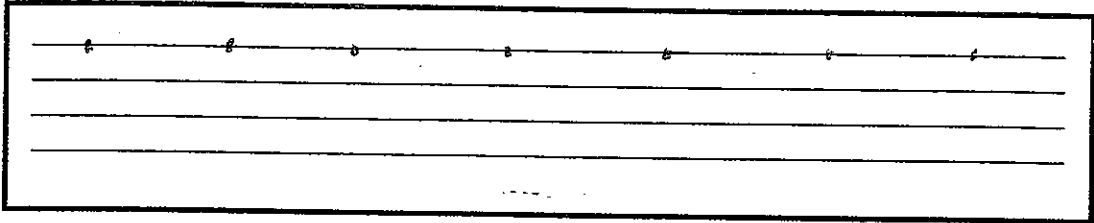
| | |
|---|---------|
|  | l _ _ p |
|  | c _ _ p |
|  | d _ _ g |
|  | p _ _ n |
|  | s _ _ n |

Fill the blanks with "a" or "an"

- _____ ice-cream 
- _____ fish 
- _____ egg 
- _____ doll 
- _____ orange 
- _____ apple 
- _____ car 
- _____ umbrella 


Q. Write sky, grass and root letters.

Sky letters




A rectangular box with a decorative, cloud-like border. Inside, there are four horizontal lines for handwriting practice. The top line has seven small dots spaced evenly across it, serving as starting points for writing letters.

Grass letters



A rectangular box with a decorative border of grass blades on the left and right sides. Inside, there are four horizontal lines for handwriting practice. The top line has seven small dots spaced evenly across it, serving as starting points for writing letters.

Root letters



A rectangular box with a decorative border of a tree root system at the bottom. Inside, there are four horizontal lines for handwriting practice. The top line has seven small dots spaced evenly across it, serving as starting points for writing letters.

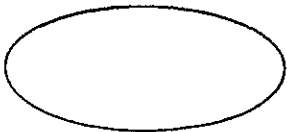

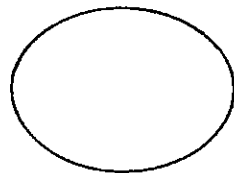



Name:-

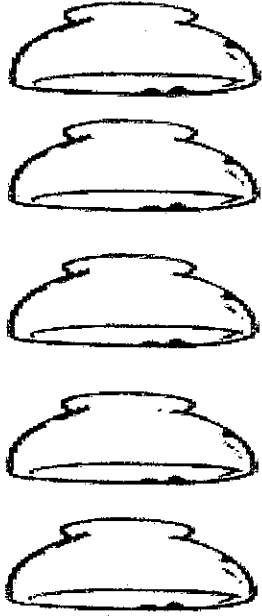

Q.1 Write in words(1-10).

1. _____
2. _____
3. _____
4. _____
5. _____
6. _____
7. _____
8. _____
9. _____
10. _____

Q.2 Write the names of shapes.





Q.3 Count and write the correct number.



Many and few

Q.4 Look at the pairs of sets in each box. Count and write in the boxes. Colour 'few' blue and 'more' red.




Q.5 Missing Number 1-20.

| | | | | | | | | | |
|----|----|---|----|---|--|----|--|----|--|
| 1 | | 3 | | 5 | | 7 | | 9 | |
| 11 | 12 | | 14 | | | 17 | | 19 | |

Q.6 Learn 2 times table oral.

Q.7 Add and write in the box.

a)



1

+

2

=

b)



3

+

4

=

c)



1

+

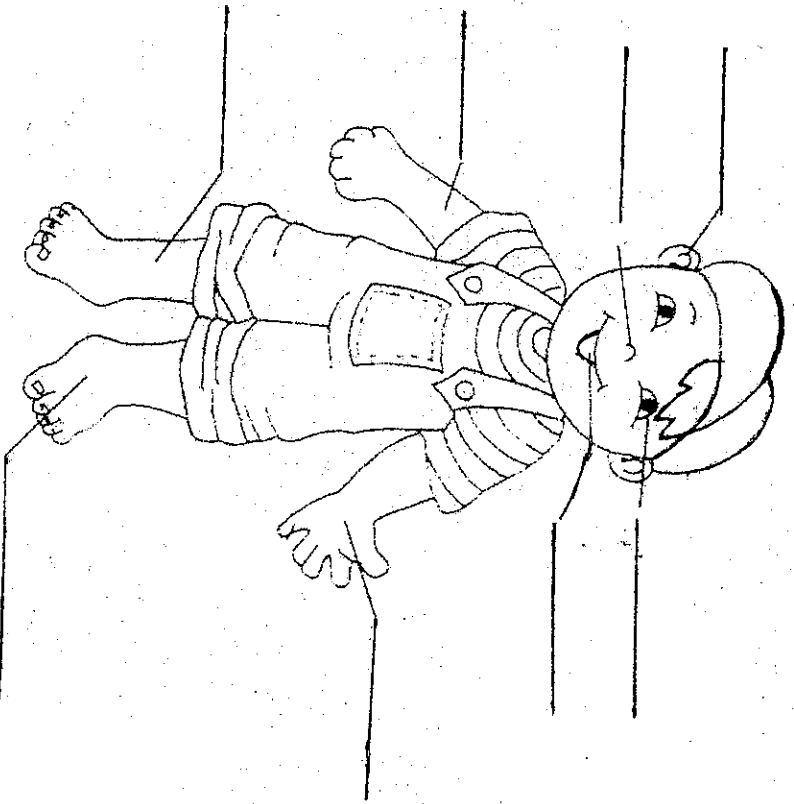
1

=

My Body



Q. Label the body parts.

| | | | |
|------|------|------|------|
| leg | foot | arm | eye |
| lips | ear | hand | nose |



You know your body parts? Match the pictures with correct words.


My Body





My Body


My name is _____


How many _____ do you have?


I have _____ 


I have _____ 

I have _____ 

I have _____ 

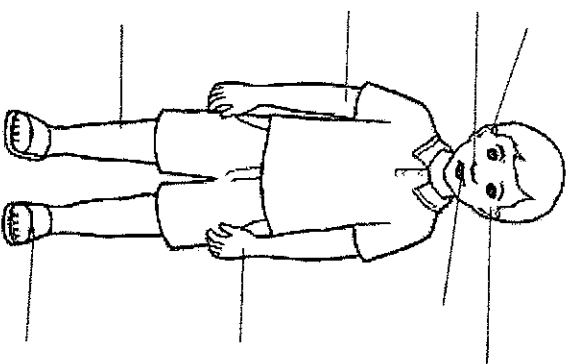
I have _____ 

I have _____ 

I have _____ 


Q2. Label the body parts.


| | | | |
|------|------|------|------|
| Leg | Foot | Arm | Eye |
| Lips | Ear | Hand | Nose |





Q3. Match the names with


The correct body parts.

ear 

nose 

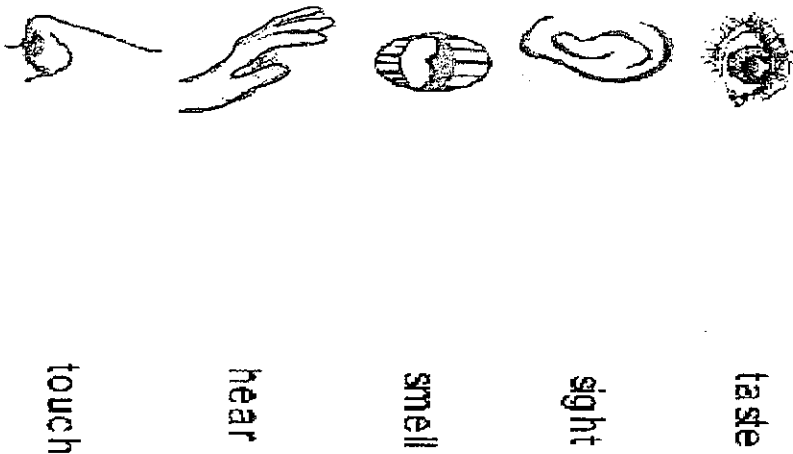
lips 

hand 

eye 

Science Revision worksheet


Q1. Match the pictures with the Right words?



Q2. Match each sense to the correct body parts.



Q3. Match the following sentences With the suitable pictures.



Myself

Q. Fill in the blanks.

1. My name is _____

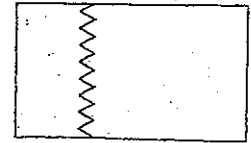


2. I am a _____

3. I am _____ years old.

4. I am in _____

5. I live in _____

6. My favourite toy is _____.



In the park

Match the following.

Swings



Bench



Seesaw



Slide



Social Studies


Name: _____

K.G 2: _____

In the park


Label the given pictures.

| | | |
|------------|-------------|----------|
| 1. Dustbin | 2. Children | 3. Grass |
| 4. Flowers | 5. Trees | 6. Ball |















Fill in the number to label the picture.

| | | |
|---------|----------|--------------|
| 1. Sun | 2. Cloud | 3. Ball |
| 4. Kite | 5. Fish | 6. Butterfly |











◦ Chapter 1:our Religion

Q1:What is our religion?

Ans: our religion is Islam.

Q2: Who has created the world?

Ans: Allah has created the world.

Q3: How many Allah are there?

Ans: Allah is Only one.

Q4: Where is Allah ?

Ans: Allah is everywhere.

Q5:Why do we worship Allah?

Ans: we worship Allah for his mercy.

Names of Allah

Q6:Learn the names of Allah?

◦ Chapter2:

The Holy Prophet Peace Be Upon Him

Q1:Who is the last Prophet of Allah?

Ans: Hazrat Mohammad Peace be upon Him.

Q2:Where was The Holy Prophet (Peace be Upon Him) Born?

Ans:he was born in makkah.

Q3:What is the name of his mother?

Ans: his mother name is Hazrat Amna.

Q4:what was the message he spread?

Ans: There is no God, besides Allah & Mohammad (Peace be upon Him) is the prophet of Allah.

Chapter:3

Important Verses & Duas

Q1:What is tauz?

Ans:

أَعُوذُ بِكَ يَا رَبِّي مِنَ الشَّيْطَانِ الرَّجِيمِ

Q2: What is Tasmia?

Ans:

بِسْمِ اللَّهِ الرَّحْمَنِ الرَّحِيمِ

Q3:Learn First Kalma with translation?

لَا إِلَهَ إِلَّا اللَّهُ مُحَمَّدٌ عَبْدُهُ وَرَسُولُهُ

There is no God, besides Allah & Mohammad (Peace be upon Him) is the prophet of Allah.

Chapter4:

Rules of eating & to meet some one.

Q1:What should we say if we meet someone?

Ans: we should say

السَّلَامُ عَلَيْكُمْ

Q2:how should we reply for the salam?

Ans:we should reply

وَعَلَيْكُمْ السَّلَامُ

Q3:which hand should we use for taking food?

We should use our right hand for taking food.

Q4:What should we recite before taking food?

Ans:we should recite

بِسْمِ اللَّهِ وَعَلَى بَرَكَاتِهِ

Q5:what should we recite after taking food?

Ans:we should recite


الحمد لله

ART REVISION WORKSHEET

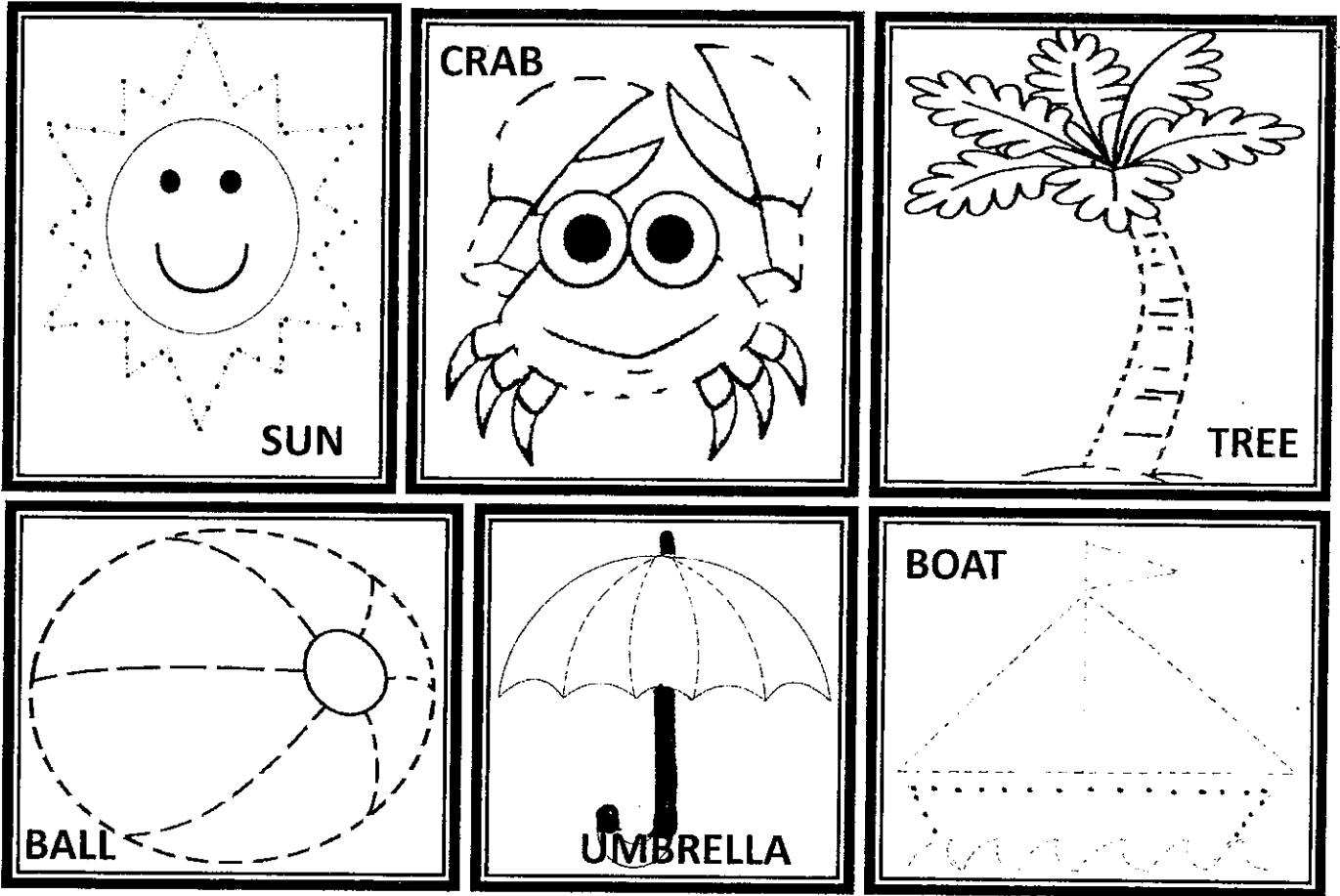
NAME: _____

CLASS: _____


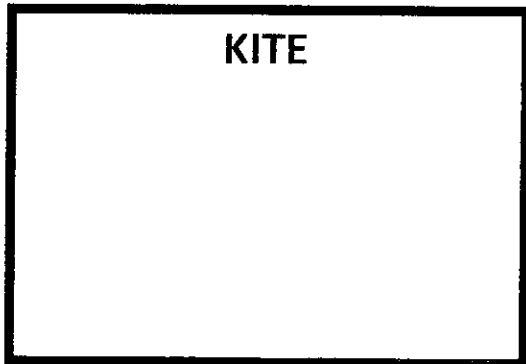
Primary colours recognition.



Natural colours recognition.



Free hand drawing practice.



پاکستان انٹرنیشنل سکول دوحہ قطر

کے جی ونگ

ٹرم اول دہرائی ورک شیٹ

جماعت: کے جی ٹو


نام: _____

س ۱۔ حروف تہجی لکھیے اور شرارتی نوپر دائرہ بنائیے۔

| | | | | | | |
|-------|-------|-------|-------|-------|-------|-------|
| ----- | ----- | ----- | ----- | ----- | ----- | ----- |
| ----- | ----- | ----- | ----- | ----- | ----- | ----- |
| ----- | ----- | ----- | ----- | ----- | ----- | ----- |
| ----- | ----- | ----- | ----- | ----- | ----- | ----- |
| ----- | ----- | ----- | ----- | ----- | ----- | ----- |
| ----- | ----- | ----- | ----- | ----- | ----- | ----- |
| ----- | ----- | ----- | ----- | ----- | ----- | ----- |
| ----- | ----- | ----- | ----- | ----- | ----- | ----- |


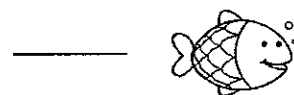






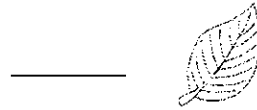

س ۲۔ مندرجہ ذیل حروف کی آدھی شکل لکھیے۔

| | | | | | | | |
|-------|---|-------|---|-------|---|-------|---|
| ----- | گ | ----- | ض | ----- | چ | ----- | ب |
| ----- | ل | ----- | ع | ----- | ح | ----- | پ |
| ----- | م | ----- | غ | ----- | خ | ----- | ت |
| ----- | ن | ----- | ف | ----- | س | ----- | ٹ |
| ----- | ہ | ----- | ق | ----- | ش | ----- | ث |
| ----- | ی | ----- | ک | ----- | ص | ----- | ج |

| | | |
|---|---------|---------|
| = ا + ف | = ا + ر | = ا + ب |
| = ا + ق | = ا + ژ | = ا + پ |
| = ا + ک | = ا + ز | = ا + ت |
| = ا + گ | = ا + ث | = ا + ٹ |
| = ا + ل | = ا + س | = ا + ش |
| = ا + م | = ا + ش | = ا + ج |
| = ا + ن | = ا + ص | = ا + چ |
| = ا + ہ | = ا + ض | = ا + ح |
| = ا + ی | = ا + ط | = ا + خ |
|  | = ا + ظ | = ا + د |
| | = ا + ع | = ا + ڈ |
| | = ا + غ | = ا + ز |

تصاویر دیکھ کر پہلا حرف لکھیے۔

س ۴



س ۵۔ حروف کو ملا کر لکھیے۔

_____ = با + جا

_____ = دا + دا

_____ = با + با

_____ = گا + نا

_____ = کا + ٹا

_____ = سا + را

_____ = چا + چا

_____ = تا + لا

س ۶۔ حروف کو الگ کر کے لکھیے۔

_____ + _____ = جا

_____ + _____ = پا

_____ + _____ = با

_____ + _____ = را

_____ + _____ = دا

_____ + _____ = خا

_____ + _____ = کا

_____ + _____ = صا

_____ + _____ = سا

_____ + _____ = ما

_____ + _____ = لا

_____ + _____ = گا

_____ + _____ = یا

_____ + _____ = ہا

_____ + _____ = نا

س ۷۔ حروف کو الگ کر کے لکھیے۔

_____ + _____ + _____ + _____ = بابا

_____ + _____ + _____ + _____ = چاچا

_____ + _____ + _____ + _____ = سارا

_____ + _____ + _____ + _____ = کاٹا

س ۸۔ املا کے الفاظ

| | | | | | |
|----|----|----|----|----|----|
| لا | ک | کا | جا | دا | با |
| ک | با | دا | ک | با | دا |
| سا | را | تا | ما | لا | تا |
| چا | تا | تا | تا | تا | تا |

